

DYNAQUEST

TOURING CRUISER






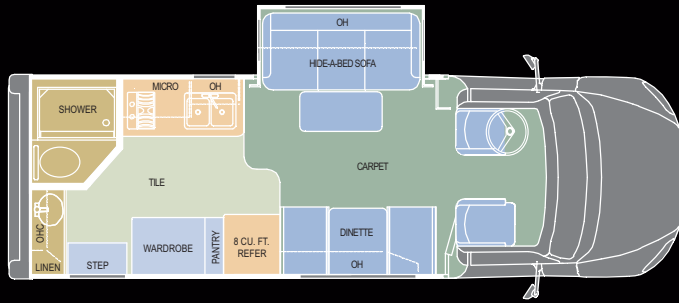
Real luxury goes a long way.

The DynaQuest Touring Cruiser offers incredible diesel performance and extraordinary luxury styling. It offers Dynamax's distinctive contoured Freightliner® front-end for superior aerodynamics, drivability and safety. But what really sets DynaQuest apart is what it doesn't offer — size. DynaQuest is somewhat smaller than those big Class A's giving it much greater maneuverability. With its wonderful agility DynaQuest can take you places those big guys can only dream of. The DynaQuest Touring Cruiser.

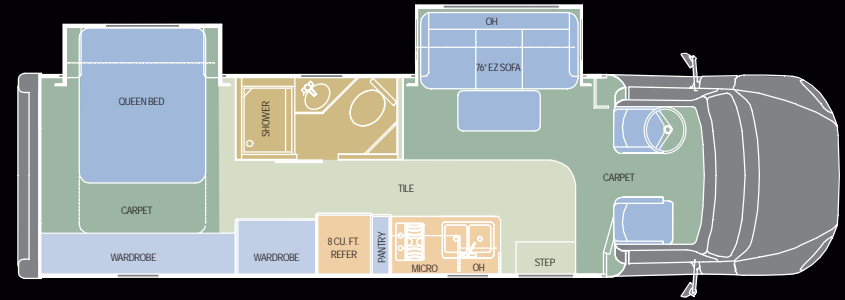
(top) 260SL, Cherry, Tan decor, shown with fabric dinette option

(right) 260SL, Cherry, Stoney Ridge decor

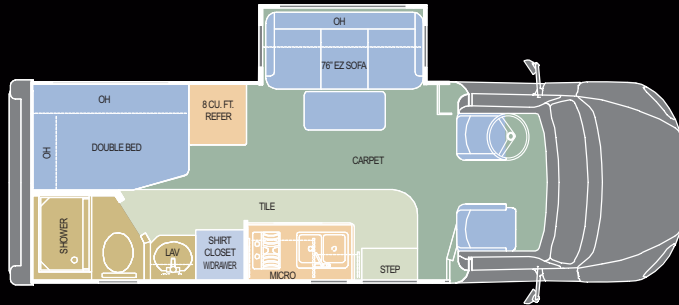




260-SL



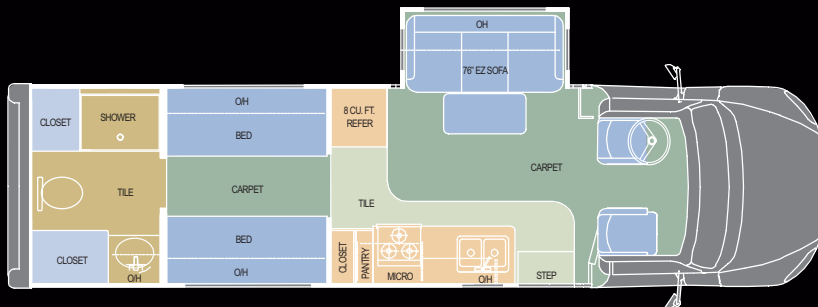
320-SL



264-SL



350-SL



302-SL

Floor Plans

Whichever floor plan you choose, you can be sure it's been thoughtfully designed to provide a beautiful, comfortable, convenient living experience — just like home.

Color Scheme

Triple the double takes. Our stunning full-body paint packages feature automotive base coat/clear-coat technology and are available in your choice of seven contemporary color combinations.



Tan



Terra Cotta



Whispering Willow



Mink



Brown Metallic



Stoney Ridge



Light Silver



Cherry



Oak



Natural Maple

Craftsmanship is in the details.

Our beautiful cabinetry and wood accents are similar to what you'd find in the finest homes — made of solid hardwood and crafted with discriminating styling for durability and long-lasting beauty.

Inner beauty

DynaQuest engineers and interior designers have created a choice of beautiful fabric environments that not only make you feel at home, but also lend a sense of your personality.

DynaQuest engineers and interior designers have created a choice of beautiful exterior full-body paint packages and interior design environments to help you feel right at home. You can opt to match a full-body paint package with interior upholstery, carpeting, Corian® countertops, window valances and Armstrong® flooring to create one beautifully coordinated package. Or, you can pick from our colors, fabrics and swatches to customize your DynaQuest with a sense of your own personality.



Carpet

Armstrong®
Flooring

Fabric


Soft Touch
Upholstery



Terra Cotta



Mink



Stoney Ridge



Whispering Willow



Tan

EXTERIOR FEATURES & CONSTRUCTION

Smooth, sculptured, aerodynamic, fiberglass, vacuum-laminated exterior sidewall panels

Molded-fiberglass rear-body cap

R-8 insulation in walls and ceiling, R-11 insulation in floor

Square-tube aluminum-framed sidewalls and roof with frame boxed for all through-wall cutouts

Steel safety cage surrounding transition from cab to coach

Heavy-gauge square-tube steel floor trusses mounted on rubber isolators

Seamless, fiberglass-textured roof

Four-point semi-automatic leveling jacks

Outside, lockable, storage compartments with sealed, seamless, molded-fiberglass liner and steel reinforcing straps

Automatic, electric entry step

Lighted-entry grab handle

Premium-quality heavy-duty screen door

Exterior base coat/clear coat, four-color custom-paint and graphics

Diamond Shield® paint protection on selected impact areas

30-ft. land line for 110-volt/50-amp external power

City-water and gravity-fill hookups

Outdoor shower/cleaning station

Exterior porch and service lights

A&E® awning (power awning optional)

Custom-molded front-bumper ground effects

Panoramic bonded/tinted crank-out awning-style windows with screens in coach area

Running lights

One-piece fiberglass sun visor

Tow-hitch (7,500 lb) with wire harness

DRIVING COMPARTMENT FEATURES

Bostrom® air-ride seat pedestal — driver and passenger

Premium "Soft Touch" upholstery for captain's chairs

Dual, bright, west-coast mirrors — heated and remote

Power windows

Cruise control

Tilt and telescoping steering column

Dash automotive air conditioning

Dash instrumentation: engine temperature, fuel level, odometer, trip odometer, speedometer, oil pressure, voltmeter, tachometer, air-pressure gauge

Driver and passenger overhead directional reading lamps

Tinted glass in windshield, side and rear windows

Intermittent windshield wipers

Power door locks (driver, passenger and entry door)

Dash-mounted AM/FM/CD/DVD player with motorized monitor and backup camera

Sirius® satellite radio Plug 'n' Play™ receiver

DSS automatic roof-mount satellite TV dish with receiver

LIVING SPACE FEATURES

22-inch flat-screen TV and Bose® System 18 DVD/CD player with Surroundsound®

Cable TV and phone hookup

Automotive door latch and deadbolt lock on entry door

Premium-quality stain-resistant nylon-sculpted carpet on thick, two-lb. pad

Low-level aisle lighting with convenience switch at entry door

Solid oak, cherry or natural maple cabinet fronts and raised-panel doors

Corian® counter tops

Choice of: Whispering Willow (green), Tan, Mink, Terra Cotta (rust) or Stoney Ridge (grey) high-style interior decor packages

Designer-fabric window valances

Mini blinds over kitchen window

Soft, pleated day/night shades on other windows

Snap-in privacy drape for windshield

Winegard® roof-mounted antenna with manual crank, 360-degree swivel and 12-volt signal booster

Double Corian® sink in galley

Single-handle pull-out faucet/sprayer in kitchen sink

Sink cover to provide additional counter workspace in kitchen

Dometic® 8.0-cubic-foot dual-power two-door refrigerator/freezer

Two-burner LP gas range in black enamel (three-burner on 350SL)

Lighted power hood over range

Convection/microwave oven

Flexsteel® EZ Bed sofa (except 260SL)

Flexsteel® Hide-a-Bed sofa with air mattress (260SL)

Seat belts for passengers on sofa

Deluxe fabric ceiling

Recessed double-bulb fluorescent ceiling lights over dining and kitchen area

Numerous 12-volt incandescent lights

Strategically placed 110-volt outlets

Vanity-style porcelain basin with Delta® chrome single-lever faucet

Porcelain toilet in bath

One-piece fiberglass shower with folding shower door and skydome

Mirrors over vanity and in bath door or closet door

Water-pump switch in bath

Emergency-exit window in rear of vehicle

COMFORT CONTROL, ENVIRONMENTAL SYSTEMS

40,000-BTU Suburban® LP-gas furnace with ducted discharge

Ceiling-ducted low-profile Duo-Therm® roof-mount 13,500-BTU air conditioning (one on 260SL/264SL, two on 302SL/320SL/350SL)

Insulated air-conditioning ducts

Air-conditioning vents with controls to redirect air flow and volume

Fantastic® roof vents with automatic rain sensors

Comfort-control center with thermostat and switching for heating and air conditioning

Full-function monitor panel — tracks levels of fresh, grey, black water; battery status, LP level; includes switches for water heater, water pump, holding-tank heaters and exterior light

6-gallon Suburban® LP-gas water heater with direct-spark ignition

5.5k Onan® diesel generator

Water-heater bypass valves

Inside battery-cutoff switch for coach

50 amp, 120-volt service

Power inverter (260SL, 264SL, 302SL 600 watt; 320SL, 350SL 2,000 watt)

GFI reset circuit

Heated holding tanks (black and grey)

LP-gas tank (55 lb – 260SL/264SL, 171 lb – 302SL/320SL/ 350SL)

Safety Features: LPG-leak detector, 12-volt carbon monoxide detector, smoke detector, fire extinguisher

CHASSIS FEATURES

Freightliner® M2

Mercedes-Benz® 6.4-liter 250-hp @ 2,200 RPM, 660 lb./ft. of torque @ 1,200 RPM

1,000-watt 115-volt block heater

Cast-aluminum wheels

Michelin® XZE 245/70 R 19.5 12-ply radial tires

Two (2) - 40-gallon fuel tanks, 80 gallon total

6-speed Allison® 3,000 TRV automatic transmission, push button — dash mounted

Bosch® hydraulic four-wheel disc brakes

Mercedes-Benz® on/off compression brake

Rear axle 15,000 lb with Airliner® suspension

Front axle 8,000 lb with taper-leaf suspension

4.10 rear-axle ratio

Fog lights/daytime running lights

Battery control center to control and manage charging of batteries

Two (2) HD chassis-starting batteries

Three (3) auxiliary house batteries

130-amp alternator

OPTIONS

CAT® C7 300-hp @ 2,200 RPM 860 lb./ft. of torque @ 1,440 RPM w/Pac-brake exhaust brake

Back-up camera

GPS navigation system

Heat strip for air-conditioning system

Fully automatic HWH electro-hydraulic leveling system

Cobra® CB radio

In-motion satellite dish

15,000-BTU roof-mounted Dometic® air conditioning

Girard® power awning

Individual awning for any window

Outdoor entertainment system

8-cubic-foot Dometic® double-door refrigerator/freezer w/ice maker

10-cubic-foot Dometic® refrigerator

Heart® interface power inverter

Heavier hitch

Other options are available — contact your DynaQuest dealer for more information.

WARRANTY

Conversion has a limited warranty for three (3) years or 36,000 miles. Warranty service is available nationwide.

Chassis – basic vehicle, drivetrain 2 yr./unlimited; cab, frame five (5) yr./unlimited. Engine — MBE 250-HP three (3) yr./150,000 mile; CAT 300-HP — five (5) yr./unlimited miles. (see Freightliner warranty for details).

Installed appliances and fixtures are warranted by their respective manufacturer.

Ask your dealer to see a copy of the Dynamax warranty for details.

KEY DIMENSIONS

	350SL	320SL	302SL	264SL	260SL
GVWR:	23,000 lb.	23,000 lb.	23,000 lb.	23,000 lb.	23,000 lb.
GCWR:	26,500 lb.	26,500 lb.	26,500 lb.	26,500 lb.	26,500 lb.
Overall Length:	36' 0"	33' 4"	31' 6"	27' 5"	27' 5"
Exterior Width:	8' 5"	8' 5"	8' 5"	8' 5"	8' 5"
Wheelbase:	247"	227"	207"	190"	190"
Overall Exterior Height: (includes standard 13,500-BTU roof air conditioner)	11' 5"	11' 5"	11' 5"	11' 5"	11' 5"
Interior Height:	6' 6"	6' 6"	6' 6"	6' 6"	6' 6"
Fuel Capacity:	80 gal.	80 gal.	80 gal.	80 gal.	80 gal.
Water Capacities:					
Fresh	50 gal.	50 gal.	50 gal.	34 gal.	34 gal.
Grey	43 gal.	43 gal.	43 gal.	43 gal.	43 gal.
Black	43 gal.	43 gal.	43 gal.	43 gal.	43 gal.
LPG Capacity:	38 gal./171 lb.	38 gal./171 lb.	20.3 gal./92 lb.	20.3 gal./92 lb.	20.3 gal./92 lb.



A manufacturer of luxury touring vehicles

2745 Northland Dr • P.O. Box 1948 • Elkhart IN 46515

888-295-7859

www.dynamaxcorp.com

Actual towing capacity is dependant on your particular loading and towing circumstances, which includes GVWR, GAWR and GCWR, as well as adequate trailer brakes. Please refer to the Owners Manual of your vehicle for further information.

Floor plans, features and specifications of the DynaQuest are subject to change without notice.

11/04/10M

©2004 Dynamax Corp.